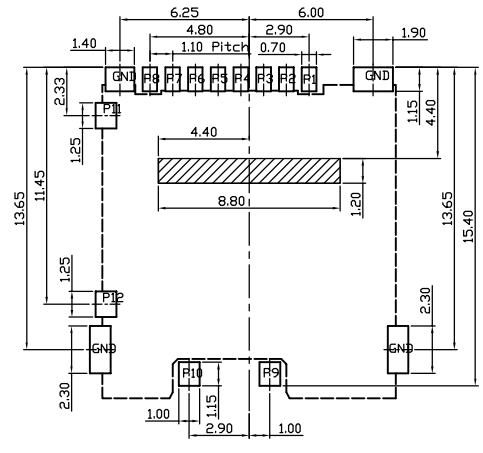
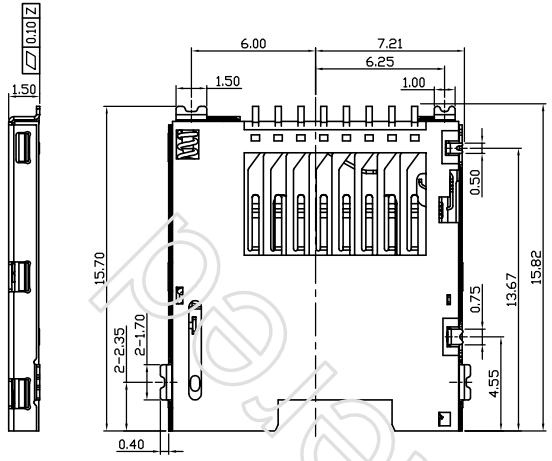
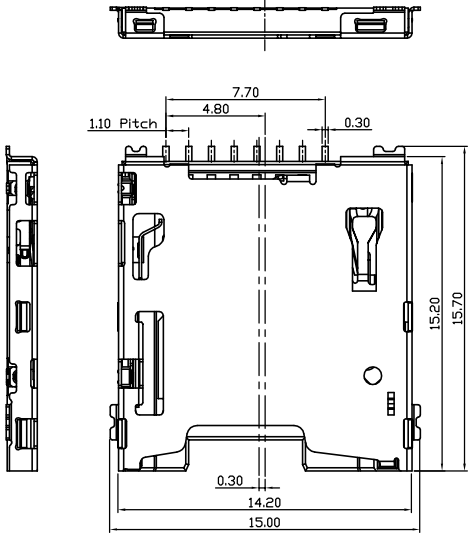
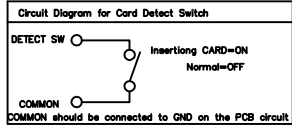
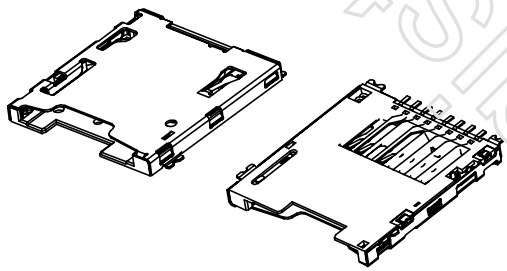
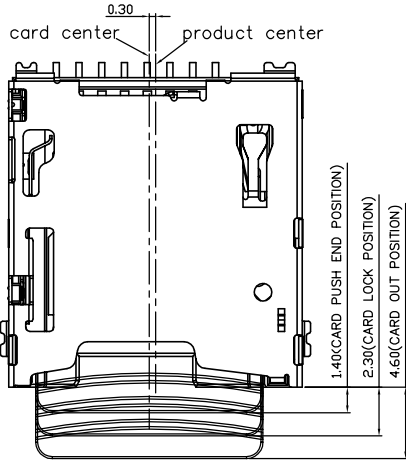
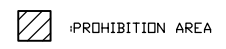


REV.	ECN.NO.	MODIFY.CONTENT



PIN NO.	discription
Pin 1	DAT2:Data line
Pin 2	CD/DAT3: card Detect/Data line
Pin 3	CMD: command/Response
Pin 4	VDD: Supply voltage
Pin 5	CLK: Clock
Pin 6	VSS: Supply voltage ground
Pin 7	DAT0:Data line
Pin 8	DAT1:Data line
Pin 9	ANT1
Pin 10	ANT2
Pin 11	DETECT SW(GND)
Pin 12	DETECT SW(CD)
GND	Cover GND

RECOMMEENDER PCB LAYOUT
TOLERANCE UNLESS OTHERWISE IS ±0.05



- NOTES:
1. COPLANARTY SPEC. FOR ALL SOLDER TAILS AND SOLDER PADS IS 0.1mm MAX.
 2. ELECTRICAL CHARACTERISTICS:
 - 2-1. CURRENT RATING: 0.5 Amp. MAX.
 - 2-2. VOLTAGE: 100V DC. MAX.
 - 2-3. LOW LEVEL CONTACT RESISTANCE: 100 mΩhms MAX. INITIALLY.
 - 2-4. DIELECTRIC WITHSTANDING VOLTAGE: 500V AC MIN. FOR 1 MINUTE.
 - 2-5. INSULATION RESISTANCE: (INITIAL) 1000MΩhms MIN. (FINAL) 100MΩhms MIN. BY APPLYING 500V DC ON MATED AND UNMATED CONNECTORS THROUGH MIL-STD-202, METHOD 302.
 3. MECHANICAL CHARACTERISTICS:
 - 3-1. DURABILITY: 5000 CYCLES.
 - 3-2. OPERATING TEMP. RANGE: -25°C TO 85°C. [INCLUDING TERMINAL TEMP. RISE]
 - 3-3. STORAGE TEMP.: -40°C TO 85°C.
 4. QUANTITY OF PRODUCTS: 1400PCS/REEL
 5. PLEASE CONTACT BaoXunJie SALES REPRESENTATIVE TO VERIFY PRODUCT DETAILS.

PART. NO.:
XNT18-AP***

- 01: 胶芯为黑色
- 42: 功能区镀金1U", 锡脚镀雾纯锡至少160U"
- 43: 功能区镀金3U", 锡脚镀雾纯锡至少160U"
- 44: 功能区镀金5U", 锡脚镀雾纯锡至少160U"
- 45: 功能区镀金10U", 锡脚镀雾纯锡至少160U"
- 46: 功能区镀金15U", 锡脚镀雾纯锡至少160U"
- 47: 功能区镀金30U", 锡脚镀雾纯锡至少160U"
- 08: 功能区镀金1U", 锡脚Gold Flash
- 09: 功能区镀金3U", 锡脚Gold Flash
- 10: 功能区镀金5U", 锡脚Gold Flash
- 11: 功能区镀金10U", 锡脚Gold Flash
- 12: 功能区镀金15U", 锡脚Gold Flash

GENERAL	TOLERANCE	DWG.NO.	XNT-00126	PART.NO.	013-00126	DRAWN	DRAWN	UNIT	UNIT	SCALE	SCALE
X.±0.25	x. ± 5°	REV.	A	TITLE	TITLE	CHECKED	AG	深圳市鑫南天科技有限公司 Shen zhen Shi Xin Nan Tian Industrial Co., Ltd			
.X±0.20	.x ± 2°	SIZE		SHEET	SHEET	APPROVED	JEFF				
.XX±0.15	.xx ± 1°	A4									